

THE NEW
ERTIGA

HYBRID



**UP YOUR
RIDE**



SUZUKI

STYLISH EXTERIOR



Strong and Robust Character

From the new front grille, the vehicle's bold and distinctive visage heralds your approach with dynamic elegance, attracting admiring looks wherever you go.



With its aerodynamic body and sleek, flowing lines, the Ertiga carries you to your destination in real style.



Rear Bumper Reflector



Wheels and Tyres

15 inch two-tone polished alloy wheels with 185/65 R15 tires.

*(GLX)



Headlamp with Follow-me-home Function

Halogen, Projector type headlamp on low beam, Multireflector on high beam. Equipped, with Follow-me-home Function (10 seconds after remote door locks).



Rear Combination Lamp

3 dimensional design LED tail lamps and stop lamps with long vertical light guides.

*(GLX)

Fog Lamp

Robust looking fog lamp bezel.

*(GL / GLX)



Front Grille

New modern looking front grille design.



Side Mirror

Electric folding side mirror with integrated signal lamp

*(GLX)



Tailgate

New tailgate design with chrome accent and "Hybrid" emblem

Chrome Door Handle


*(GLX)



CLASS ABOVE INTERIOR QUALITY



The Ertiga provides comfortable seating for up to seven people. The seats are arranged in three rows and can be easily reconfigured to suit the needs of the moment, whether you're carrying your family and friends, recreational gear, or other bulky items. Whenever your seating needs change, the Ertiga offers a simple, practical solution.





The Eriga welcomes you to the cabin with smart, upscale dashboard and door trim, richly textured two-tone upholstery, and state-of-the-art instrumentation.



Easy-to-access luggage space

The rear luggage area has a capacity of 199-litres* and the versatile 50:50 split luggage board offers concealed storage for small valuable items when lowered, and additional room for tall items when removed.

*Measured with the luggage board lowered using the German Association of the Automotive Industry (VDA) method.

FEATURES AND FUNCTIONS



New Stylish meter cluster

The elegant speedometer, tachometer keep you clearly informed of vital information. Subtle design details and a precision finish contribute to driving pleasure.



Keyless push start system

When carrying the remote-control key, you can lock or unlock the doors with the press of a door button, and start the engine by pressing the engine start button.

*(GLX)

D-shape Steering Wheel

The D-shaped steering wheel with integrated audio system controls and premium quality design accents lets you stay fully in command on winding roads and busy city streets.



10" Touchscreen Radio

Equipped with AM/FM, Bluetooth, USB Connectivity, and Smartphone linkage for Android and iOS devices

*(GLX)



Cruise control



Cruise control can be activated via a button on the steering wheel, allowing you to release the accelerator pedal during highway driving to reduce fatigue on long trips.


*(GLX)



Automatic front air conditioner

The automatic AC maintain precise cabin temperature to keep passenger comfortable.

*(GLX)



Ventilated cup holders

Keep your drinks cool with ventilated cup holders.

*(GLX)



Multi-information Display (MID)

4.2 inch, full color TFT LCD provides useful information including Hybrid operation display.


Automatic Headlamp

The headlamps automatically turns on when the vehicle senses that it enters a dimly lit area like a tunnel or when the vehicle senses that its already night time. It also turns off when it sense there is enough illumination on the road.

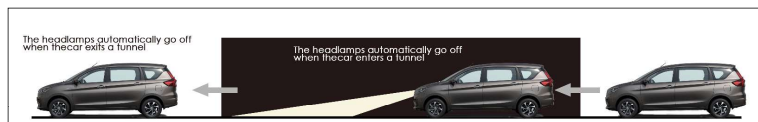
*(GLX)

4-speed automatic or 5-speed manual transmission

Choice of a stress-free, silky-smooth 4-speed automatic transmission or a spirited and responsive 5-speed manual transmission. Whichever you choose, you get excellent fuel efficiency and power delivery.



GA : Available in 5-MT
GL : Available in 5-MT or 4-AT
GLX : Available in 4AT



SMART HYBRID VEHICLE BY SUZUKI

SHVS is a lightweight and compact hybrid system that combines an integrated Starter Generator (ISG) and 12V lithium-ion battery to deliver fuel efficiency with less carbon emission while delivering spirited response.



COMPONENTS OF SHVS



Powerful, fuel-efficient 1.5-litre petrol engine

Spirited response meets high fuel efficiency in the Ertiga's compact 1.5-litre petrol engine. Producing impressive torque for quick acceleration, it features proven Suzuki technology in every detail.



12V Lithium Ion Battery

- Supply power to ISG motor to provide motor assist.
- Supply power to electrical components.
- Store electrical energy generated by ISG.
- Excellent regenerative efficiency.



Engine Auto Stop Start system (EASS)

EASS system automatically stops the engine when the vehicle stops (e.g. at traffic lights) to prevent unnecessary fuel consumption and help limit exhaust emissions and engine noise.




Integrated Starter Generator



- Replaced conventional alternator
- Function as a generator that charges battery.
- Function as an electric motor that provides assistance during standing start and acceleration.

SHVS BASIC OPERATION

The ISG not only ensures quick and quiet engine restarts, it also provides electric motor power assistance for fuel-efficient acceleration, and generates power to charge the batteries when decelerating.



Engine auto stop

At traffic lights, electrical components are powered by batteries while the engine stops to conserve fuel.

Restart

The ISG functions as a starter motor to quietly and smoothly restart the engine.

Take-off / Acceleration

The ISG assists the engine when starting from a standstill or when accelerating, improving fuel efficiency.

* Operation varies according to battery status and other conditions.

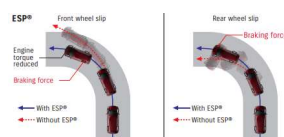
Deceleration

The ISG uses deceleration energy to generate electricity and efficiently charge the vehicle's batteries.

SAFETY AND SECURITY


Electronic Stability Program (ESP®)*

ESP help you control the vehicle during cornering, and assist you in maintaining traction when accelerating on loose or slippery road surfaces. If wheel slip is detected, ESP automatically regulates engine output and selectively applies the brakes to help you maintain control.



SRS airbag system

SRS airbags to help protect the driver and front-seat passenger in case of a frontal collision.



Anti-lock Braking System (ABS)

In an emergency braking situation, ABS keeps the wheels from locking up to prevent skids and assist you in maintaining steering control.

*ESP® is an assistive technology; it does not reduce the need to practice safe, careful driving.

1. Impact-absorbing wiper system
2. Impact-absorbing cowl and cowl top
3. Impact-absorbing bonnet hinges
4. Impact-absorbing bonnet
5. Impact-absorbing bumper



Pedestrian injury mitigating body


Bonnet, front bumper, front windscreen wiper area, and other front-end components are designed to absorb impact with the aim of mitigating head and leg injuries in the event of a collision with a pedestrian.



Reverse parking sensor & rearview camera

Ultrasonic sensors detect obstacles when in reverse gear, and audible alerts sound to indicate your approximate distance from the obstacles as you approach. Reverse camera that shows the view of the rear on the audio system display.

*(GLX) ** (GL- Reverse sensor only)

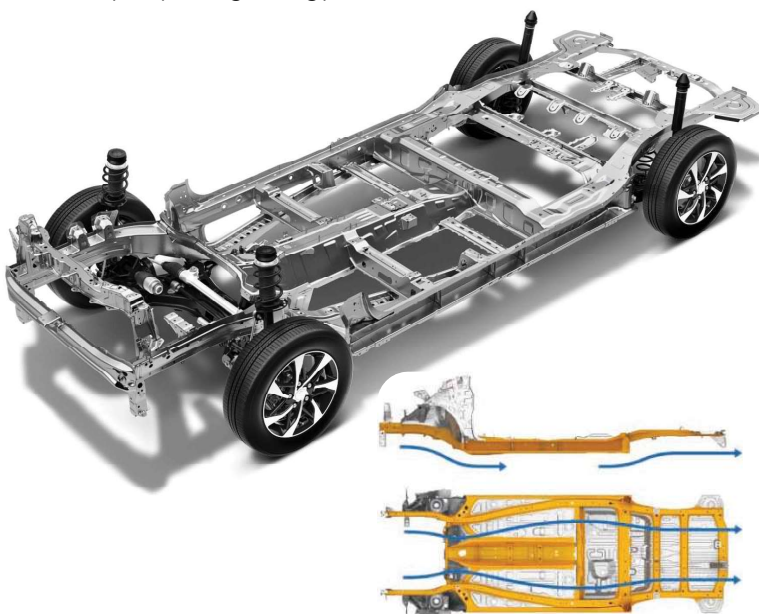


Total Effective Control Technology (TECT)

Suzuki's advanced highly protective TECT body extensively employs ultra high-tensile steel to increase rigidity, reduce weight, and more efficiently absorb and disperse impact energy in the event of a collision. Impact load paths underneath the engine compartment further mitigate damage in the event of a frontal collision at higher speeds.

HEARTECT platform

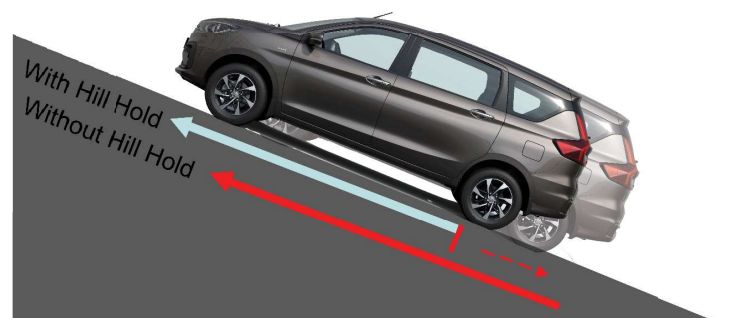
The smoothly curving frame increases underbody stiffness that delivers excellent fundamental vehicle performance while also contributing to collision safety by efficiently dispersing energy.



Hill Hold Control

Hill hold control is designed to prevent the vehicle from rolling backwards during standing starts on slopes by engaging the brakes for up to two seconds after the driver removes pressure from the brake pedal to depress the accelerator.

*(GL AT and GLX)



MAJOR SPECIFICATIONS

DIMENSIONS			
Overall Length	mm		4,395
Overall Width	mm		1,735
Overall Height	mm		1,690
Wheelbase	mm		2,740
Minimum Turning Radius	m		5.2
Minimum Ground Clearance	mm		180
CAPACITY			
Seating capacity	Persons		7
Luggage Capacity	Max. Volume	Liters	803
Fuel Tank		Liters	45
ENGINE			
Type			K15B
Number of cylinders			4
Number of valves			16V DOHC
Piston displacement	cc		1,462
Maximum output	hp/rpm		103 / 6,000
Maximum Torque	N-m/rpm		138 / 4,400
Fuel Distribution			Multipoint injection
Engine Auto-Stop-Start Function (EASS)			S
INTEGRATED STARTER GENERATOR (ISG)			
Maximum Motor Output	hp		3.1
Maximum Motor Torque	N-m		50
Battery	Type		Lithium Ion
	Voltage		Volts
			12
TRANSMISSION			
Type		5MT (GA/GL)	4AT (GL/GLX)
CHASSIS			
Steering			Rack & Pinion (w/ EPS)
Brakes	Front		Ventilated disc
	Rear		Drum, leading & trailing
Suspension	Front		Macpherson strut with coil spring
	Rear		Torsion beam with coil spring
TYRES			
Size			185/65 R15
WEIGHTS			
Kerb weight (min./with full options)	kg		1,110 - 1,170
Gross vehicle weight	kg		1,695 - 1,730

Major Equipments

S: Supplied | - : Not applicable

CHASSIS		GA	GL	GLX
Transmission	Type	5MT	5MT / 4AT	4AT
Wheels	Steel w/ full wheel cap	S	-	-
	Alloy Wheels	-	S	-
	Alloy Wheels, Polished two-tone	-	-	S
Spare tire	Standard, Steel	S	S	S
EXTERIOR				
Front grille	Chrome	-	S	S
	Black	S	-	-
Tailgate garnish	Chrome	-	S	S
	Silver	S	-	-
Outside door handles	Body coloured	S	S	-
	Chrome	-	-	S
Tailgate opener	Key Operated	S	-	-
	Handle-operated	-	S	S
Mud flaps	Front	-	S	S
	Rear	-	S	S
VISIBILITY				
Headlamps	Halogen projector and multi-reflector	S	S	S
	Follow-me-home Function (10 sec after remote locked)	-	-	S
	Automatic Headlamps	-	-	S
Rear combination lamps	LED	S	S	-
	LED with guide lights	-	-	S
Front Fog Lamps		-	S	S
Rear window demister		S	S	S
Wipers	Front: 2 speed (low, high) + intermittent + washer	S	S	S
	Rear: 1 speed + washer	S	S	S
Outside door mirrors	Black	S	-	-
	Body coloured	-	S	S
	Manual adjust	S	-	-
	Electric adjust	-	S	S
	Electric fold	-	-	S
	With built-in turn signal lamp	-	-	S
STEERING AND INSTRUMENT PANEL				
3-spoke steering wheel	Urethane	S	S	-
	Leather covered	-	-	S
	Audio controls	-	-	S
	Bluetooth Handsfree Phone Control	-	-	S
	Tilt-adjust	S	S	S
Power steering	Electric Power Steering	S	S	S
Tachometer		S	S	S
Multi Information Display	LCD TFT Display	S	S	S
	Hybrid operation display	S	S	S
	Driving range	S	S	S
Light-off and key reminder		S	S	S
Driver's seatbelt reminder		S	S	S
Passenger's seatbelt reminder		S	S	S
Door ajar reminder		S	S	S
Low fuel warning		S	S	S
Instrument panel ornament	Black horizontal pattern	S	S	-
	Wooden pattern	-	-	S

DRIVING AMENITIES				
Electric windows	Front & Rear	S	S	S
Central door locking	Switch on driver's side	S	S	S
Remote-control door locks	with hazard lamp answerback function	-	S	S
Keyless push start system		-	-	S
Air conditioner	Front manual (Dial Type)	S	S	-
	Front automatic	-	-	S
	Rear manual	-	S	S
	Heater	S	S	S
	Pollen filter	S	S	S
Audio	1 DIN (AM/FM Tuner)	S	-	-
	8" Infotainment Touchscreen Audio	-	-	-
	10" Infotainment Touchscreen Audio	-	-	S
	Front speaker x2	S	S	S
	Rear speakers x2	-	S	S
	Antenna (front roof mounted)	Pole type	S	S
	Connectivity	USB	S	S
		Aux	-	-
		Bluetooth	-	S
	Bluetooth Handsfree Connectivity	-	S	S
	GPS Navigation System	Offline	-	S
	Smartphone linkage	Android/iOS	-	S

INTERIOR				
Cabin lights	Front cabin light (3-position)	S	S	S
	Centre cabin light (3-position)	S	S	S
Sun visor	Driver's and passenger's sides	S	S	S
	- with vanity mirror (passenger's side)	-	S	S
Assist grips	Passenger's side	S	S	S
	2nd-row x 2	S	S	S
	3rd-row x 2	S	S	S
Cup holders	Front x2	S	S	S
	Ventilated cup holders	-	-	S
Bottle holders	Front x2	S	S	S
	2nd-row x2	S	S	S
	3rd-row x2	S	S	S
Shift Knob	Black w/o ornament	S	S (MT)	-
	Brown w/ Satin chrome	-	S (AT)	S
Parking brake release button	Black	S	S	-
	Chrome	-	-	S
USB port	Center console	On Audio unit	S	S
AUX input	Center console	On Audio unit	S	S
12V accessory socket	Center console x1	S	S	S
	2nd-row x1	-	S	S
Foot rest	Driver's side	-	S (AT)	S
Remote fuel lid opener		S	S	S
Inside door handles	Black	S	S	-
	Chrome	-	-	S

SEATS				
Front seats	Seat height adjuster (driver's side)	-	-	S
	Slide and recline function (both sides)	S	S	S
	Head restraint x2 (Separate type)	S	S	S
	Seatback pocket (driver's side)	-	-	S
	Seatback pocket (passenger's side)	-	-	S
2nd-row seat	Head restraint x2 (separate type)	S	S	S
	Slide and recline function	S	S	S
	60:40-split tilt single-folding	S	S	S
	Center armrest	-	S	S
3rd-row seats	Head restraint x2 (Separate type)	S	S	S
	50:50-split tilt down-folding	S	S	S
Seat upholstery material	Fabric for GA	S	-	-
	Fabric for GL and GLX	-	S	S

LUGGAGE AREA				
Luggage board	50:50 split	-	S	S
SAFETY, SECURITY, AND ENVIRONMENT COMPATIBILITY				
SRS front dual airbags		S	S	S
Seatbelts	Front: 3-point ELR seatbelts with pretensioners and force limiters	S	S	S
	2nd row: 3-point ELR seatbelts x2 with centre 2-point lapbelt	S	S	S
	3rd row: 3-point ELR seatbelts x2	S	S	S
ISOFIX lower anchorages		S	S	S
ISOFIX top tether anchorages		S	S	S
Child seat tether anchorages		S	S	S
Childproof rear door locks		S	S	S
Side impact door beams		S	S	S
ABS with EBD function		S	S	S
ESP		S	S	S
Hill hold control		-	S (AT)	S
AT shiftlock / key interlock		-	S (AT)	S
High-mount stop lamp		S	S	S
Rear parking sensors		-	S	S
Reverse Parking Camera		-	-	S
Immobiliser		S	S	S
Security alarm		-	S	S



AVAILABLE COLORS



Cool Black Pearl Metallic (Z8D)
(GA)



Silky Silver Metallic (Z2S)
(GA | GL | GLX)



Snow White Pearl (ZQZ)
(GA | GL | GLX)



Magma Gray Metallic (ZYZ)
(GL | GLX)



Burgundy Red Pearl (ZLL)
(GL | GLX)



Brave Khaki Pearl (WAE)
(GL | GLX)

For inquiries, please contact:



Specifications on this brochure are based on the latest available information at the time of production. Photos and Colors in this brochure do not exactly match actual vehicle due to the printing process. Please consult your authorized Suzuki dealer on vehicle specifications. We reserve the right to make changes without prior notice or obligation. Printed January, 2023.